



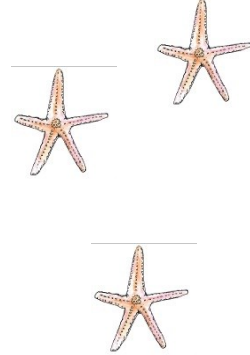


# Education Resource







We hope you and the children at your school enjoyed the performance.



These classroom activities have been designed to maximise the potential learning opportunities following the show.

This pack can be downloaded from


[m6theatre.co.uk/shows/pebble-on-the-beach/](http://m6theatre.co.uk/shows/pebble-on-the-beach/)


You can also download the music from the show.

All the activities are suggestions, please adapt them to best suit your children.


We would love to see any work or displays the children/teachers create. Please email photos to

[admin@m6theatre.co.uk](mailto:admin@m6theatre.co.uk)





# Post-Show Questions



After the performance, give the children a few moments to talk to their friends about the show.

Take it in turns to share a memory of the story, no matter how small.

## What happened in the story?

How would you describe it to someone who hadn't seen it?

Who did you meet?

What did you see?

What did you hear?

Tell the story, all together, 1 sentence at a time.

## The characters in the story


Who was in the story and what were they like?


How did they look?

What did they wear?


Make lists of how the characters were the SAME and DIFFERENT.

Which was your favourite character?





# Post-Show Questions



## How did you feel when you watched the story?

Did your feelings change at different parts?

Did anything surprise you?

Did you have a favourite part?

## There were lots of different feelings in the story.

When were the characters happy, sad, frightened or angry?

Were Albert and Samantha friends at the start of the story?

Were Albert and Samantha friends at the end of the story?


What happened to help them make friends?

What did they learn from each other?


What kind of things could you do in Sandyway Bay?

e.g. boat trips, get an ice cream, go to the lighthouse, build a sandcastle.





# Top Tortoise Facts



**“Pebble isn’t a cat, or a dog, or a bunny. Pebble is a tortoise.”  
Here are some facts about tortoises:**

**Tortoises can live a very long time, some to the ripe old age of 150! However, the average age a tortoise can live to ranges from 90 to 150 years.**

**A group of tortoises is called a creep.**

**Contrary to what most people think, when a tortoise wants to, they can move quite fast. Just like Pebble did when he escaped in the story.**




**Tortoises pull their heads and all their limbs including their tails into their shells when they feel frightened.**


**Tortoises are herbivores. They eat grass, ferns, flowers, tree leaves and fruit.**

**Baby tortoises are called hatchlings.**

**Tortoises hibernate in the winter and before they do, they starve themselves so their stomachs are empty ready for hibernation.**



# Lyrics



## I'm Pebble. I'm a Tortoise


I'm Pebble, I'm a tortoise and I come from far away  
I'm Pebble, I'm a tortoise and I'm happy here today  
I'm Pebble, I'm a tortoise and I'm sitting by the sea  
I'm Pebble, I'm a tortoise and I'm happy being me

Paddle on the shoreline  
Breathe in the fresh air  
The world is bright and beautiful  
Take it in without a care


Peer into a rockpool  
Gaze across the sea  
The sun is shining and the sky is blue  
And I'm happy being free

[Listen Here](#)[Download Here](#)

Why not make up some actions to go with the song?



# Lyrics



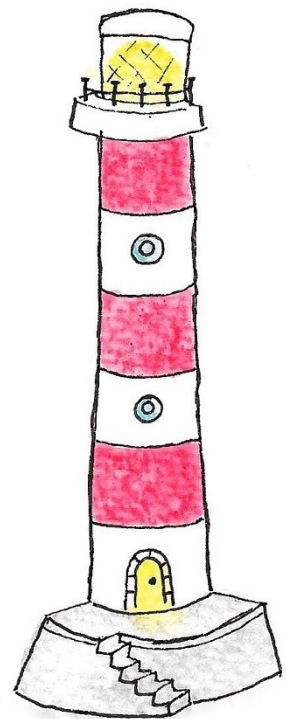
## Wish You Were Here

The Sun has got his hat on. The Sea is big and blue.  
Wish you were here beside me. We'd find so much to do.  
I miss your joyful laughter. I miss your friendly smile.  
A happy ever after, is coming in a while.

Like pebbles on a beach so wide  
Spread out but still together.  
Like stars all scattered in the sky.

The Sun is setting into the Sea.  
Oh, I wish you were right here with me.  
The Sun is setting into the Sea.  
Oh, I wish you were right here with me.

Oh, my darling.  
Say this day will never end.  
Oh, my darling.  
Say you'll always be my friend.




[Listen Here](#)



[Download Here](#)

Why not make up some actions to go with the song?






# Make a Pebble Picture




Just like Albert, why not have a go at creating a picture using shells and pebbles?








# Colouring



Colour in the pictures of the lovely things Al makes




# Colouring

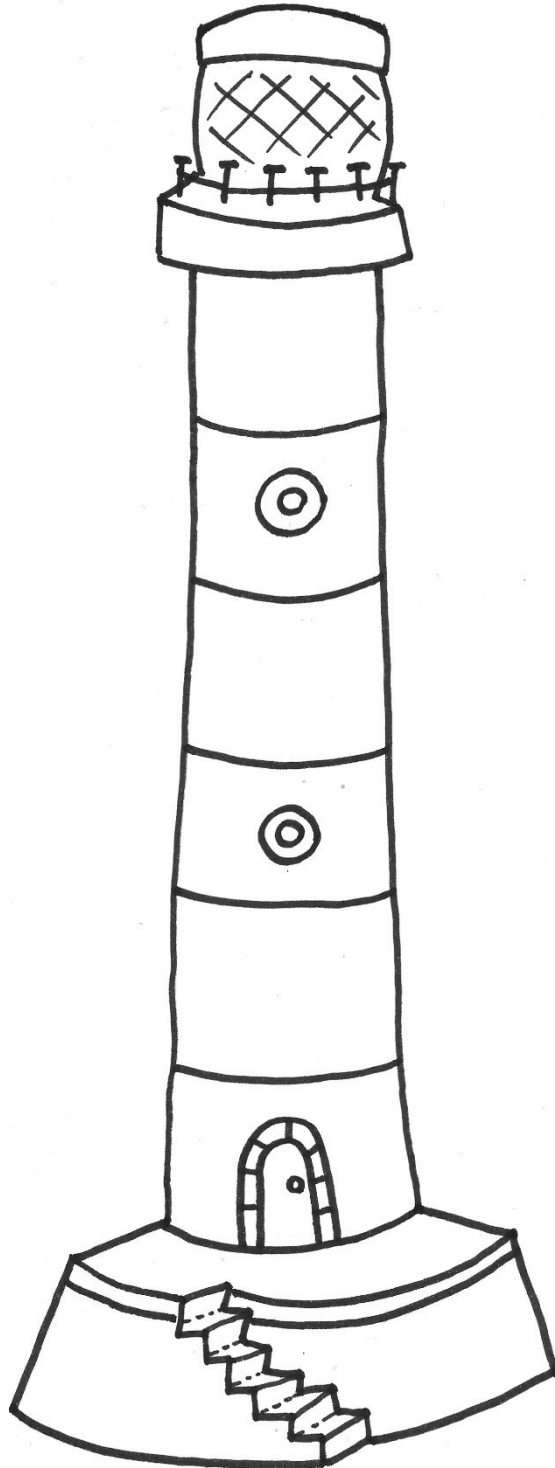



Colour in the pictures of the lovely things AI makes









# Colouring



Colour in the pictures of the lovely things AI makes




# Bring the Story to Life




Working in pairs, or threes if someone would like to be Pebble, bring moments of the story to life, and share your scenes with the rest of the class.





# Production Shots



Use these photographs from **Pebble on the Beach** to help retell the story or talk about the seaside.

**Use them for a display or to sequence the events in the story**

















